












PRINTABLE DRINK TAGS / SEATING CARDS

Print template onto an 8.5x11" piece of white card stock. With an x-acto knife, cut out along solid grey lines. Once the strips have been cut out, snip half way in on either side where indicated by the black lines. Wrap tag around glass stem and secure by interlocking slots. There are three sizes available, so use whichever is best for your glassware and trim off excess.

© 2012 TWIGANDTHISTLE.COM | FOR PERSONAL USE ONLY, NOT FOR COMMERCIAL USE. PLEASE DO NOT ALTER AND/OR REDISTRIBUTE THIS FILE WITHOUT PERMISSION FROM TWIG & THISTLE. THANK YOU!

.....



	name .....
	name .....
	name .....
	name .....
	name .....
	name .....
	name .....
	name .....
	name .....
	name .....