



SHAUNA YOUNGE  
DESSERT TABLES

### TOTALLY TARGET HALLOWEEN BROWNIE POP FLAGS

Print onto 8.5" x 11" text weight paper. Cut each rectangle just inside the borders. Affix flag to lollipop stick using double-sided tape. For a finishing touch, notch ends of flag.

For more sweet dessert table tips and printables, visit [shaunayounge.blogspot.com](http://shaunayounge.blogspot.com).



RIP




Howl



Boo!




Beware




RIP




Howl




Boo!



Beware



RIP



Howl